


Artwork Approval

Your Ref:	Quantity:	Product Code: SS1016
Our Ref:	Version: 1	Product Colour:
<div>PRODUCT NOTES:</div>		<div>We stock this item in the following colours</div> <div><div></div><div></div><div></div><div></div><div></div><div></div><div></div><div></div><div></div><div></div></div>

The dashed line is to demonstrate print area and will not appear on your printed item

BACK COVER



Please check the following are correct

QUANTITY <input checked="" type="checkbox"/>	CORRECT PRODUCT and PRODUCT COLOUR <input checked="" type="checkbox"/>	PRINT SIZE and POSITION <input checked="" type="checkbox"/>	PRINT COLOUR <input checked="" type="checkbox"/>	SPELLING, PHONE NUMBERS, EMAILS and WEBSITES <input checked="" type="checkbox"/>
--	--	---	--	--

wiro-smart - A5


Safe Print Area - 134x202mm - Keep all important text and graphics within this area

Finish Product Size - 150x210mm - this is where your artwork will be trimmed - keep all important elements 2mm away from this line

Bleed area 2mm - if you have a solid colour bleeding to the edge, extend it to the blue line.

However please note that the wiros holes will cut through any artwork which bleeds off the left edge

FRONT COVER





sheets

Safe Print Area - 132x202mm - Keep all important text and graphics within this area

Finish Product Size - 148x210mm - this is where your artwork will be trimmed - keep all important elements 2mm away from this line

Bleed area 2mm - if you have a solid colour bleeding to the edge, extend it to the blue line.  
However please note that the wiro holes will cut through any artwork which bleeds off the left edge





EACH SHEET FRONT